

Web

CSS Grid Layout Ejemplo



The screenshot displays the website xumarhu.net with a grid layout. The header includes the logo and navigation buttons for Biblioteca, Cursos, DSC, EW, Proyectos, and Yo. The main content area features a large announcement for an 8th workshop on entrepreneurship psychology, with details on dates, location, and benefits. Below this are several smaller images with captions: Amanecer en el ITM, Titulación de Nahim, Viendo a Mercurio, Titulación de Moisés, Nuevos Alumnos, and Bienvenida. The footer contains social media icons, a copyright notice for Rogelio Ferreira Escutia, and contact information.

Rogelio Ferreira Escutia

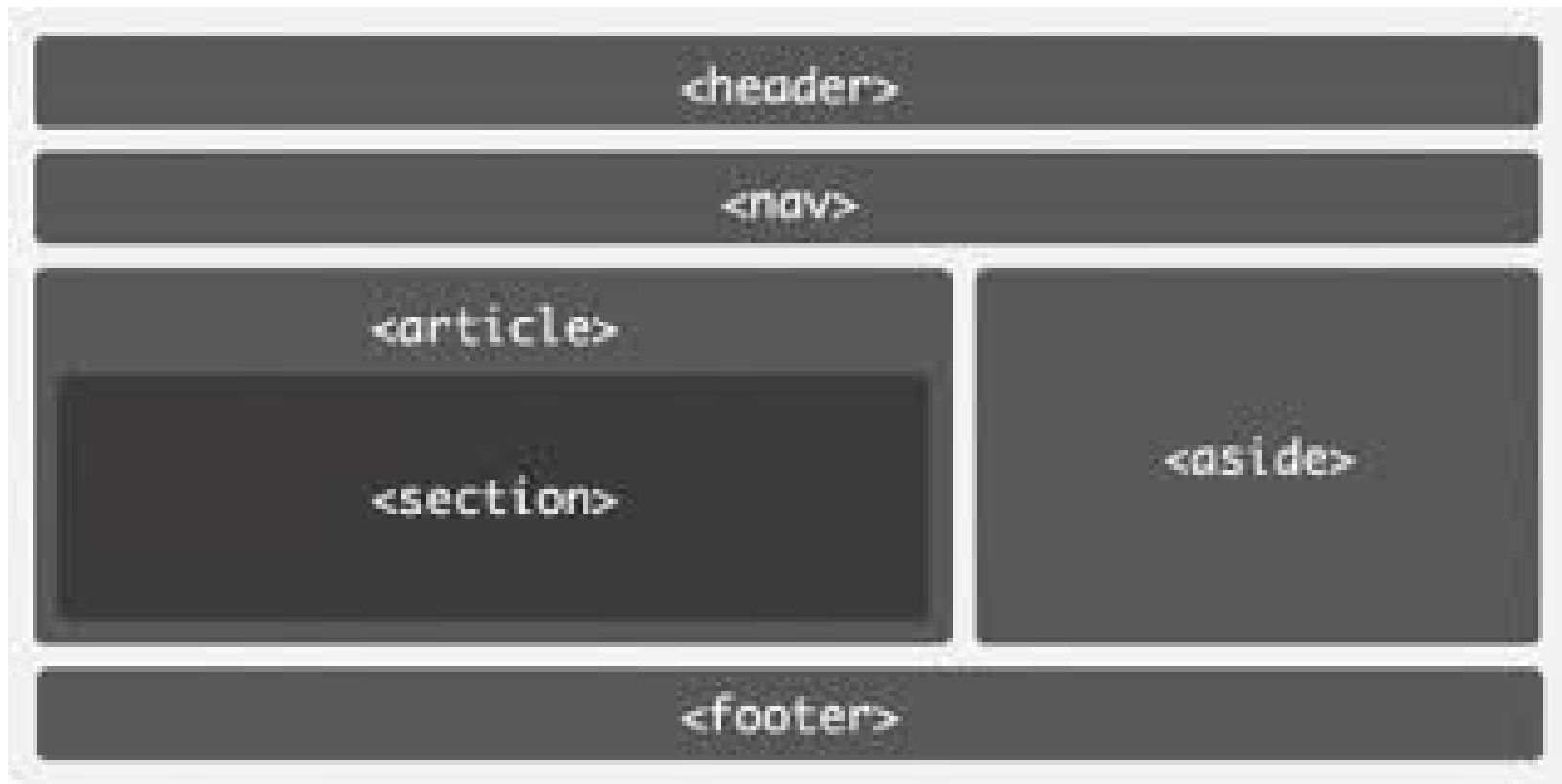
Profesor / Investigador
Tecnológico Nacional de México
Campus Morelia



Diseño del Layout

Layout

- Estructura genérica semántica:



Layout

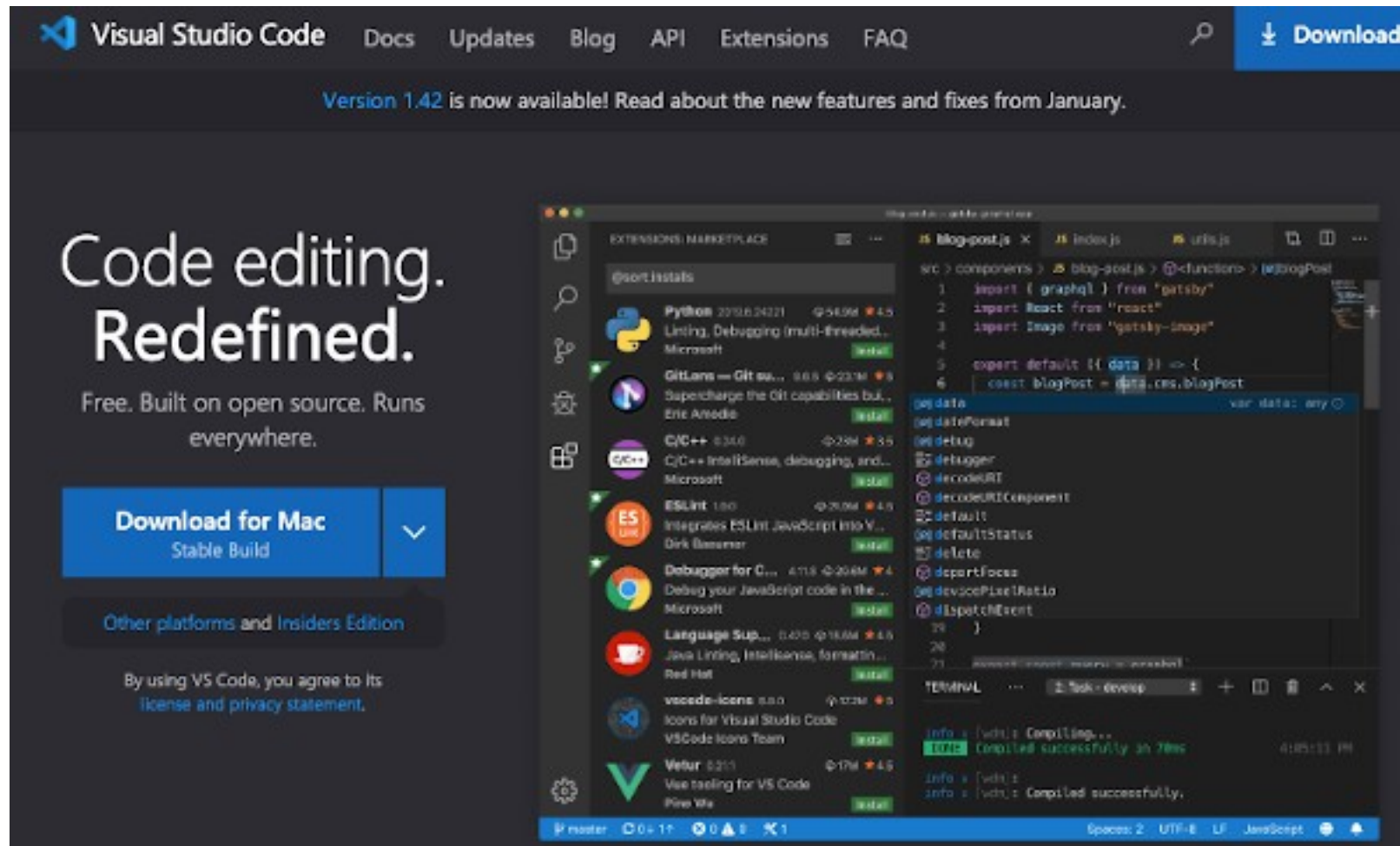
- Estructura Semántica propuesta:



Construcción del esqueleto HTML

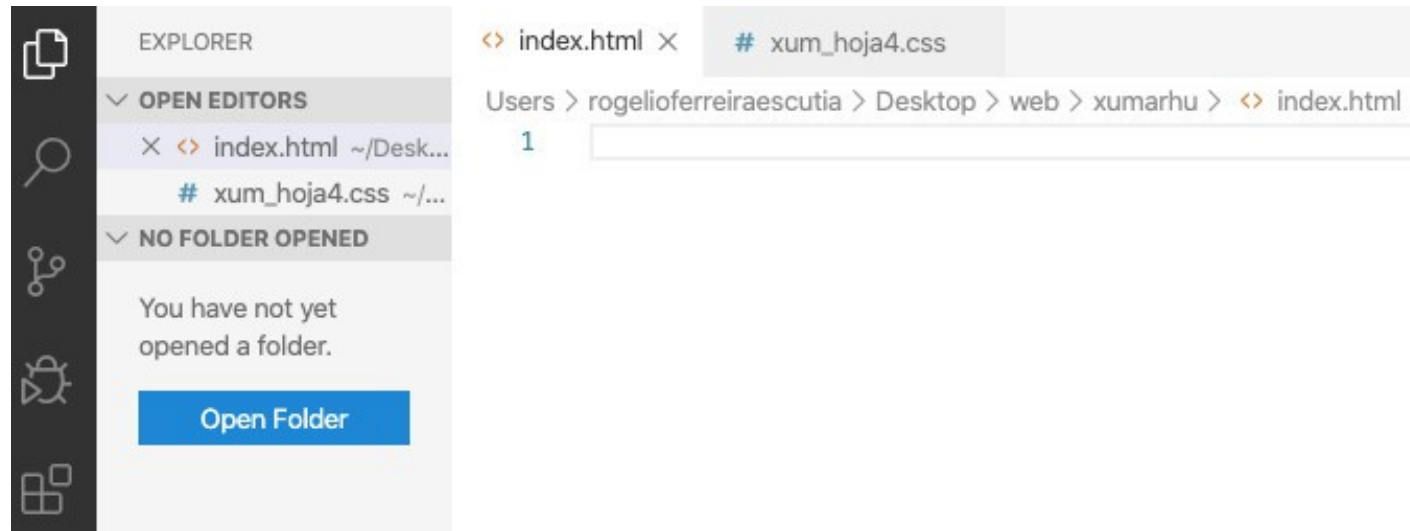
Esqueleto

- Usamos Visual Studio Code:

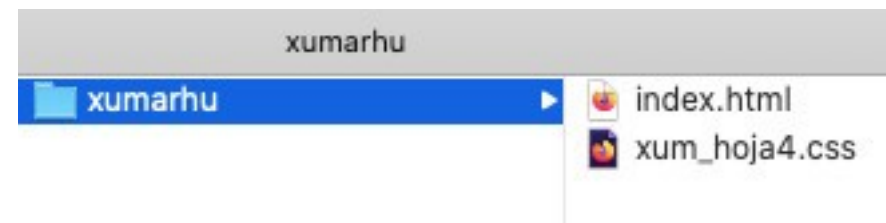


Esqueleto

- **Crear HTML y CSS:**

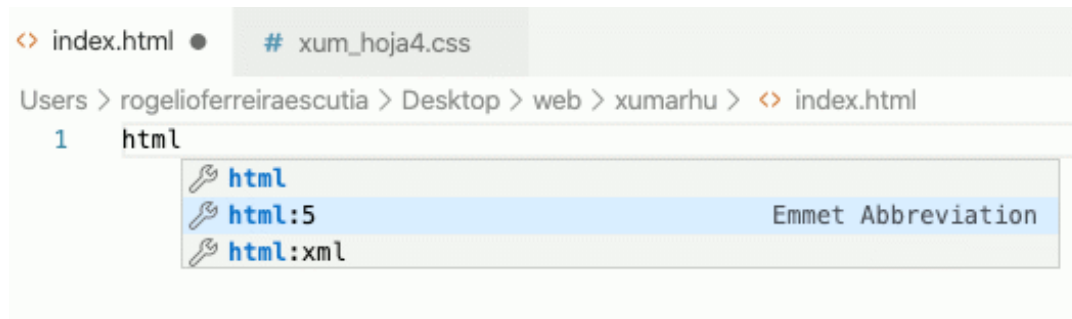


- **El directorio queda así:**



Esqueleto

- Al teclear “html” aparece opciones y seleccionamos 5:



A screenshot of a code editor interface. The top bar shows the current file as 'index.html' and a CSS file '# xum_hoja4.css'. Below the top bar, the file path is displayed: 'Users > rogelioferreiraescutia > Desktop > web > xumarhu > index.html'. The main editor area shows the text '1 html' on line 1. A dropdown menu is open below the text, listing three options: 'html', 'html:5', and 'html:xml'. The 'html:5' option is highlighted in blue, and the text 'Emmet Abbreviation' is visible to the right of the dropdown.

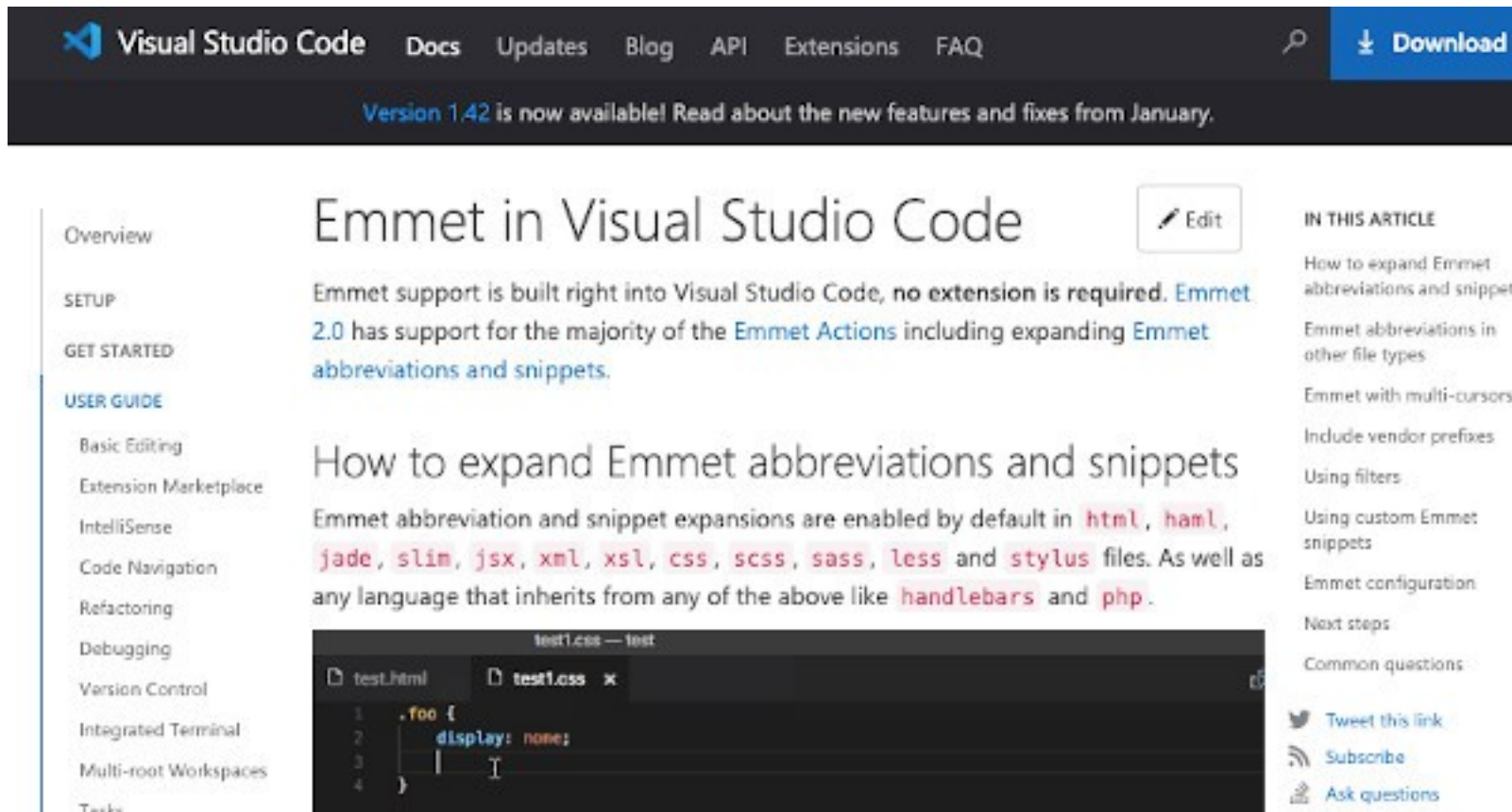
- Nos autocompleta (usando Emmet) y nos queda así:

```
1 <!DOCTYPE html>
2 <html lang="en">
3 <head>
4   <meta charset="UTF-8">
5   <meta name="viewport" content="width=device-width, initial-scale=1.0">
6   <title>Document</title>
7 </head>
8 <body>
9   |
10 </body>
11 </html>
```



Emmet

- Emmet era una extensión para Visual Studio Code, ahora ya viene integrada por default:



The screenshot shows the Visual Studio Code documentation page for Emmet. At the top, there's a navigation bar with links for Visual Studio Code, Docs, Updates, Blog, API, Extensions, and FAQ, along with a search icon and a 'Download' button. A banner below the navigation bar states 'Version 1.42 is now available! Read about the new features and fixes from January.' The main content area is titled 'Emmet in Visual Studio Code' with an 'Edit' button. The text explains that Emmet support is built into Visual Studio Code and no extension is required. It mentions that Emmet 2.0 has support for the majority of the Emmet Actions. Below this, there's a section titled 'How to expand Emmet abbreviations and snippets' which states that Emmet abbreviation and snippet expansions are enabled by default in various file types. A code editor snippet shows a CSS rule for a class named 'foo' with the property 'display: none;'. On the right side, there's a sidebar with 'IN THIS ARTICLE' and a list of links to related topics like 'How to expand Emmet abbreviations and snippets', 'Emmet abbreviations in other file types', etc. At the bottom right, there are social media links for 'Tweet this link', 'Subscribe', and 'Ask questions'.

Validación del código HTML

W3C Validator

- Usamos el validador de la W3C para revisar nuestro código:

W3C[®] Markup Validation Service
Check the markup (HTML, XHTML, ...) of Web documents

Validate by URI Validate by File Upload **Validate by Direct Input**

Validate by direct input

Enter the Markup to validate:

```
<!DOCTYPE html>
<html lang="en">
<head>
  <meta charset="UTF-8">
  <meta name="viewport" content="width=device-width, initial-scale=1.0">
  <title>Document</title>
</head>
<body>
</body>
</html>
```

▼ More Options

Validate Full Document
Use Doctype: Only if Doctype is missing

Validate HTML fragment
Use Doctype: HTML 4.01 XHTML 1.0

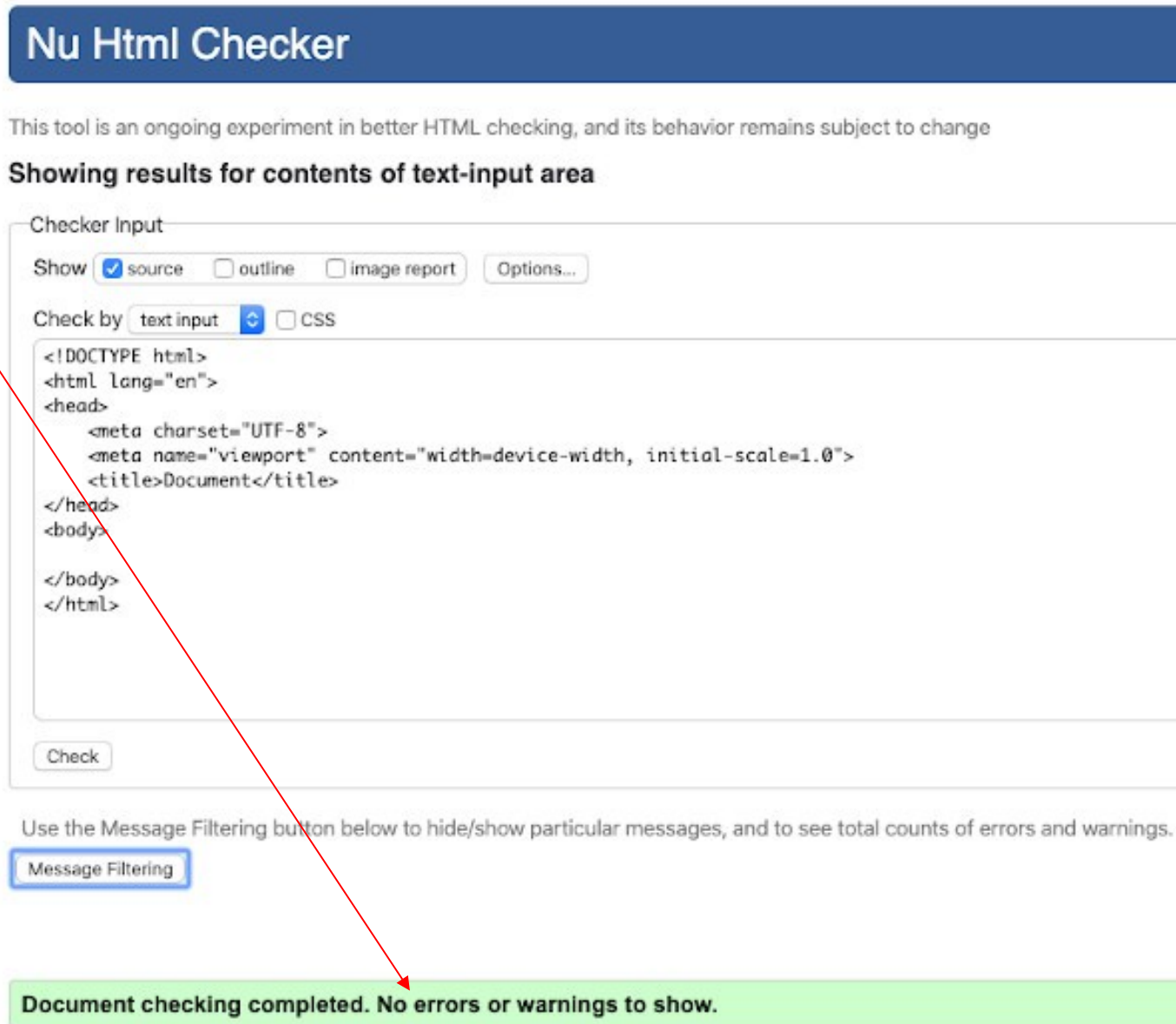
List Messages Sequentially Group Error Messages by Type

Show Source Clean up Markup with HTML-Tidy

Show Outline Validate error pages Verbose Output

W3C Validator

- Código correcto, sin errores ni warnings:



The screenshot displays the Nu Html Checker interface. At the top, a dark blue header contains the text "Nu Html Checker". Below this, a subtitle reads "This tool is an ongoing experiment in better HTML checking, and its behavior remains subject to change". The main heading is "Showing results for contents of text-input area". Underneath, the "Checker Input" section shows a "Show" dropdown menu with "source" selected, and "outline" and "image report" options. A "Check by" dropdown menu is set to "text input", with "CSS" as an alternative. The input area contains the following HTML code:

```
<!DOCTYPE html>
<html lang="en">
<head>
  <meta charset="UTF-8">
  <meta name="viewport" content="width=device-width, initial-scale=1.0">
  <title>Document</title>
</head>
<body>

</body>
</html>
```

A "Check" button is located below the input area. At the bottom of the interface, a green banner displays the message: "Document checking completed. No errors or warnings to show." A red arrow points from the bullet point in the list above to this green banner.

Rejilla y estructura

Index (ajustes iniciales)

```
1 <!DOCTYPE html>
2
3 <!-- www.xumarhu.net - versión 4.0 - Rogelio Ferreira Escutia -->
4
5 <!-- Última modificación: 18/febrero/2020 -->
6
7 <html lang="es">
8 <head>
9     <meta charset="UTF-8">
10    <meta name="viewport" content="width=device-width, initial-scale=1.0">
11    <meta name="keywords" content="web, internet, inteligencia artificial, ciencia de datos, xumarhu" />
12    <meta name="description" content="Portal de Tecnología desarrollado por Rogelio Ferreira Escutia" />
13    <meta name="author" content="Rogelio Ferreira Escutia" />
14    <link rel="icon" type="image/png" href="favicon.ico" />
15    <title>xumarhu.net - Portal de Tecnología</title>
16    <link rel="stylesheet" href="xum_hoja4.css">
17 </head>
18 <body>
19
20 </body>
21 </html>
```

Secciones

- Declarar las secciones:

```
<body>
  <div class="pantalla">
    <header class="header">
      <nav class="nav">

      </nav>
    </header>
    <article class="article">

    </article>
    <aside class="aside">

    </aside>
    <footer class="footer">

    </footer>
  </div>
</body>
</html>
```





Rogelio Ferreira Escutia

Profesor / Investigador
Tecnológico Nacional de México
Campus Morelia



rogelio.fe@morelia.tecnm.mx



rogeplus@gmail.com



xumarhu.net



[@rogeplus](https://twitter.com/rogeplus)



[https://www.youtube.com/
channel/UC0on88n3LwTKxJb8T09sGjg](https://www.youtube.com/channel/UC0on88n3LwTKxJb8T09sGjg)



[rogelioferreiraescutia](https://www.linkedin.com/in/rogelioferreiraescutia)

